



# SLIDING DOORS

## RANGE

Jason Premium Sliding Doors stand for quality you can feel; solid and reassuring. Complement your designs with a choice between two, three or four-panel configurations, or couple to windows to create a wall of natural light.

If you are looking for something more unique, consider our custom range of aluminium sliding doors with panel sizes up to 3000mm in height, and 2500mm in width. Suited to almost any commercial or architectural application and with extended product limitations for large configurations.

Jason Windows is the number one choice for West Australian builders. We have included some of our popular configurations but love working on new projects and can work with you to create a custom design. Contact your Jason Windows representative for more information.





# SLIDING DOORS

## Security

Exceeds the security industry standards with exceptional performance, the locking system of Jason Sliding Doors provide increased locking strength and security.

## Plaster Stops

The Jason Plaster Stop between the door frame and the wall plaster minimises cracking and reduces the cost of maintenance during construction and after hand over.

## Air Conditioning Rating

The Jason premium seals reduce air leakage and produce an excellent air conditioning rating ensuring maximum efficiency from heating and cooling the home.

## Couplers

A full suite of extruded couplers provides a neat and appealing window to door alignment. Choose from:

- 180 degree straight coupler,
- 135 degree bay coupler, or
- 90 degree corner coupler
- Door to window highlite coupler

All accept up to 60mm (outside diameter) steel column.

## Glazing Options

Toughened Safety glass is supplied as standard. Other upgrade options include:

- Laminated
- Toned
- Low-E
- Double glazing

## Screens

### FLYSCREENS

Jason Sliding Doors are designed to accept a standard flydoor to prevent the intrusion of unwanted insects. Jason Flydoors are manufactured using a sturdy extruded aluminium section rather than with lightweight roll form material to give extra strength. The screens can be fitted with a range of mesh options and are flush fitting with easy installation and removal.

### SECURITY SCREENS

Security screen doors specifically designed for Jason frames are available in either:

- 316 marine grade stainless steel mesh, or
- perforated marine grade aluminium

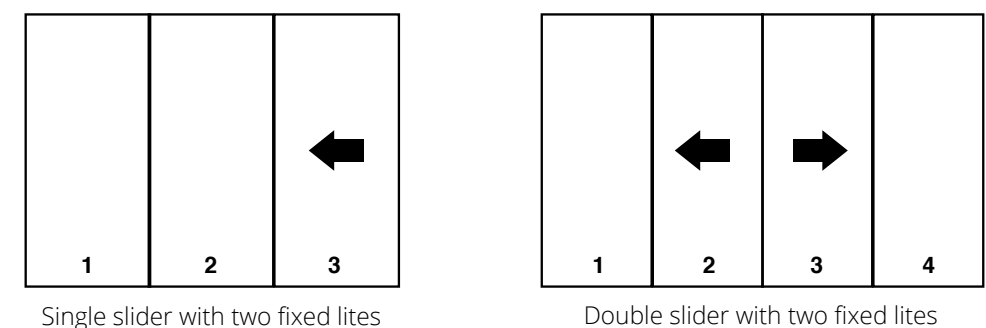
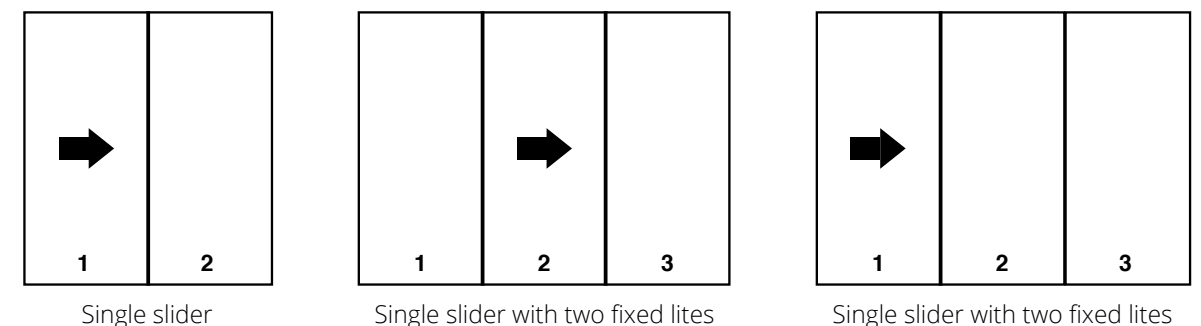
## Hardware

The upgraded quality of the lever lock handle provides easy ergonomic operation when opening or closing the sliding door. Available in silver or black.



## Sliding Door Specifications for Residential Homes

SPECIFICATIONS	PREMIUM	COMMERCIAL
Frame Sizes (mm)	76 x 35	100 x 50
Door Height (mm)	Min: 2057	Min: 2057
	Max: 2400	Max: 3000
Door Width (mm)	Min: 1410	Min: 1410
	Max: 4810	Max: 9500
Maximum Panel Width (mm)	1200	2500
Maximum Panel Weight	80kg	250kg
Maximum Water Rating	300pa	700pa
Maximum Wind Rating	800kpa	2500pa
Maximum Glass Thickness – Single Glazing (mm)	10	15
Maximum Glass Thickness – Double Glazing (mm)	18	24
Maximum Bush Fire Rating	BAL29	BAL29
Lowest U-Value Single Glazed	4.3	4.4
Lowest U-Value Double Glazed	3.3	3.1
Lowest SHGC – Single Glazed	0.32	0.53
Lowest SHGC – Double Glazed	0.29	0.47



Our most popular configurations are shown. For additional configurations, please visit the Builders Section of our website or contact your Jason Windows representative.





# STACKING DOORS

## RANGE

Incorporating all of the strength, quality, design and security features Jason Windows is renowned for, Jason Premium Stacking Doors provide the ultimate alfresco experience.

If you are looking for something more unique, consider Jason Custom Range of Aluminium Stacking Doors with panel sizes up to 3000mm in height, and 2500mm in width. Incorporating high quality hardware including heavy duty double wheel rollers and various locking options, the Jason Custom Stacking Door is suitable for both residential and commercial applications.

The range includes:

- Three panel – two sliding
- Six panel – four sliding
- Column-less

Jason Windows is the number one choice for West Australian builders. We have included some of our popular configurations but love working on new projects and can work with you to create a custom design. Contact your Jason Windows representative for more information.





# STACKING DOORS

## Security

Tested to security industry standards with exceptional performance, the multi-point locking system of Jason Stacking Doors provide increased locking strength and security.

## Plaster Stops

The Jason Plaster Stop between the door frame and the wall plaster minimises cracking and reduces the cost of maintenance during construction and after hand over.

## Air Conditioning Rating

The Jason premium seals reduce air leakage and produce an excellent air conditioning rating ensuring maximum efficiency from heating and cooling the home.

## Strength & Frame Section

The sturdy design of the Jason Premium Stacking Door offers a frame width of 195mm with profiles matching the strong look and feel of the full Premium range of products. The Jason Stacking Door can be either bricked in or site fixed into a prepared opening, providing full flexibility in the construction process. Twist in lugs to the internal and external brick course provide added strength and enduring frame fixing.

## Low Sill Profile

The gentle sloping threshold on the custom sill section creates a natural ramping effect, enabling easy access. From an internal height of 54mm to just 42mm externally, the low profile sill is the perfect way to bring the outside in.

## Glazing Options

Toughened Safety glass is supplied as standard. Other upgrade options include:

- Laminated
- Toned
- Low-E
- Double glazing

Your Jason Windows representative can offer guidance when choosing the best glass types suited to the design and orientation of your client's home.

## Screens

### FLYSCREENS

Jason Premium Stacking Door incorporates a sleek screen door design that is both stylish and unobtrusive. The screen door slides smoothly along the track and stacks away providing a wide opening for the alfresco entertaining area. The stacking door panels can be in the fully open position with the external screen doors closed enabling natural ventilation while keeping the insects out.

### SECURITY SCREENS

Jason Security Doors specifically designed for Jason Stacking Doors are available in either:

- 316 marine grade stainless steel mesh, or
- perforated marine grade aluminium

Our custom stacker doors offer the additional option of screening internally or externally.

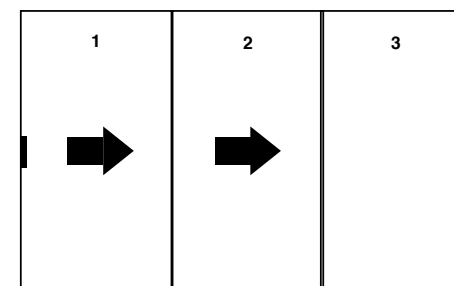
## Hardware

The upgraded quality of the lever lock handle provides easy ergonomic operation when opening or closing the stacking door. Available in silver or black.

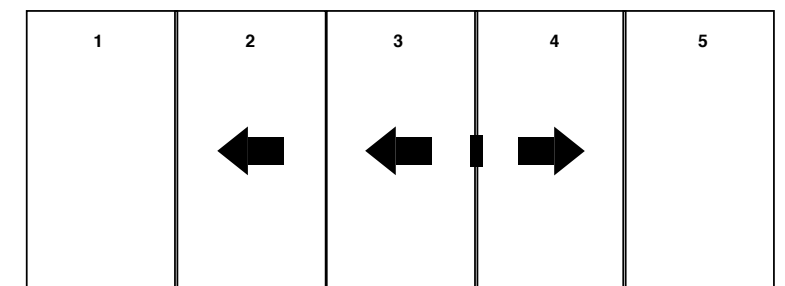


## Stacking Door Specifications for Residential Homes

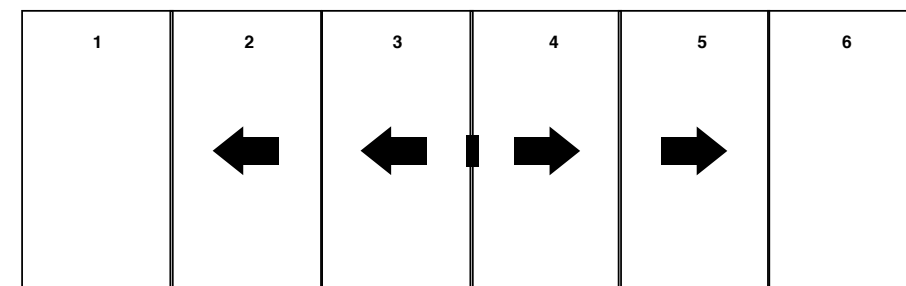
SPECIFICATIONS	PREMIUM	COMMERCIAL
Frame Sizes (mm)	195 x 52	150 x 150
Door Height (mm)	Min: 2057	Min: 2057
	Max: 2400	Max: 3000
Door Width (mm)	Min: 1800	Min: 1800
	Max: 3730	Max: 9000
Maximum Panel Width (mm)	1200	2500
Maximum Panel Weight	80kg	250kg
Maximum Water Rating	300pa	700pa
Maximum Wind Rating	800kpa	2500pa
Maximum Glass Thickness – Single Glazing (mm)	10	15
Maximum Glass Thickness – Double Glazing (mm)	18	24
Maximum Bush Fire Rating	BAL29	BAL29
Lowest U-Value Single Glazed	4.4	4.4
Lowest U-Value Double Glazed	4.4	3.1
Lowest SHGC – Single Glazed	0.32	0.53
Lowest SHGC – Double Glazed	0.32	0.47



Three lite stacking door with two fixed panels



Five lite stacking door with two fixed panels



Six lite stacking door with two fixed panels

Our most popular configurations are shown. For additional configurations, please visit the Builders Section of our website or contact your Jason Windows representative.





# BENCHMARK HINGED DOORS

## RANGE

The Jason Benchmark range of hinged doors offer even greater strength with their heavier aluminium frame design, and match perfectly with our Benchmark Awning and Fixed Windows. Classic french door style in either double or single configurations can be coupled to hi-lites and sidelites for added visual appeal.

- Single door
- Double door
- Hi-lites
- Sidelites
- Midrails

Jason Windows is the number one choice for West Australian builders. We have included some of our popular configurations but love working on new projects and can work with you to create a custom design. Contact your Jason Windows representative for more information.





# BENCHMARK HINGED DOORS

## Security

Jason Benchmark Hinged Doors feature mortice deadlocks with stylish handles that are available in selected colours. The double door range includes concealed flush bolts.

## Plaster Stops

The Jason Plaster Stop between the door frame and the wall plaster minimises cracking and reduces the cost of maintenance during construction and after hand over.

## Air Conditioning Rating

The Jason premium seals reduce air leakage and provide an excellent air conditioning rating ensuring maximum efficiency from heating and cooling the home.

## Strength & Frame Section

The sturdy frame design maintains a minimum frame width of 76mm. Suitable for double brick and framed construction. Twist-in lugs to the internal and external brick course provide added strength and enduring frame fixing.

## Couplers

A full suite of extruded couplers provides a neat and appealing window to door alignment.

Choose from:

- 180 degree straight coupler,
- 135 degree bay coupler, or
- 90 degree corner coupler
- Door to window highlite coupler

All accept up to 60mm (outside diameter) steel column.

## Colonial Bars

Jason Windows can provide a 20mm wide chamfered profile Colonial Bar that is precisely cut to form a pattern of your choice on the doors to enhance the appearance and style of your designs.

## Midrails

Choose from multiple horizontal or vertical midrail options in either single or double door configurations.

## Glazing Options

Glazed externally incorporating high tack pressure tape adhering the glass to the frame on contact providing the best in water proofing performance without compromising security.

Toughened Safety glass is supplied as standard. Other upgrade options include:

- Laminated
- Toned
- Low-E
- Translucent
- Double glazing

Your Jason Windows representative can offer guidance when choosing the best glass types suited to the design and orientation of your clients home.

## Screens

### SECURITY SCREENS

Security screen doors specifically designed for Jason frames are available in either:

- 316 marine grade stainless steel mesh, or
- perforated marine grade aluminium

## Hardware

Lockwood Palladium handle in satin chrome or black, which can be keyed alike to all other Jason doors including security doors.



Lockwood Palladium  
- Summit (Silver)

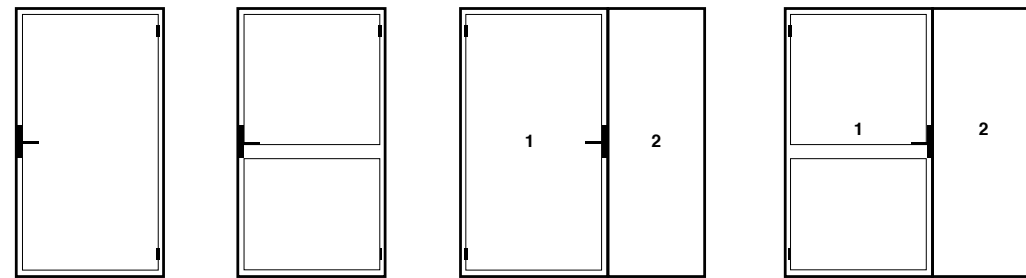


Lockwood Palladium  
- Summit (Black)

## Benchmark Hinged Door Specifications for Residential Homes

SPECIFICATIONS	BENCHMARK	COMMERCIAL
Frame Sizes (mm)	76 x 30	100 x 44
Door Height (mm)	Min: 2057	Min: 2100
	Max: 2400	Max: 2700
Door Width (mm)	Min: 730	Min: 730
	Max: 1810	Max: 2400
Maximum Panel Width (mm)	900	1200
Maximum Panel Weight	60kg	100kg
Maximum Water Rating	150pa	150pa
Maximum Wind Rating	800kpa	1500pa
Maximum Glass Thickness – Single Glazing (mm)	10	15
Maximum Glass Thickness – Double Glazing (mm)	18	24
Maximum Bush Fire Rating	BAL29	BAL29
Lowest U-Value Single Glazed	4.5	4.6
Lowest U-Value Double Glazed	3.8	4.1
Lowest SHGC – Single Glazed	0.28	0.45
Lowest SHGC – Double Glazed	0.37	0.47

# BENCHMARK HINGED DOORS

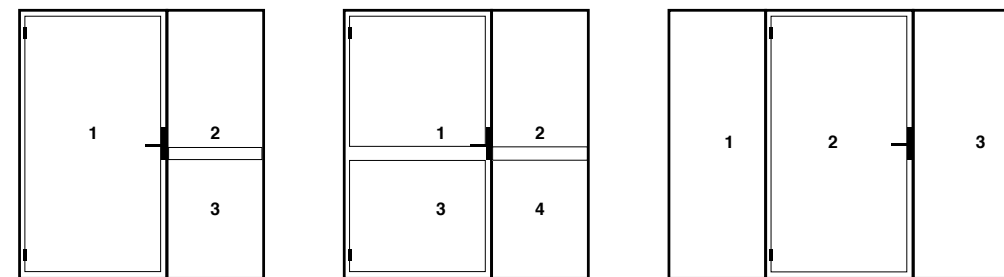


Single hinged door

Single hinged door with midrail

Single hinged door and sidelite

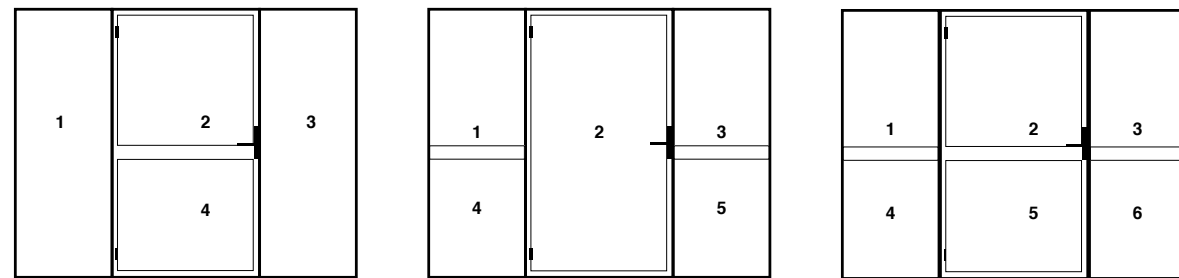
Single hinged door with midrail and sidelite



Single hinged door and sidelite with transom

Single hinged door with midrail and sidelite with transom

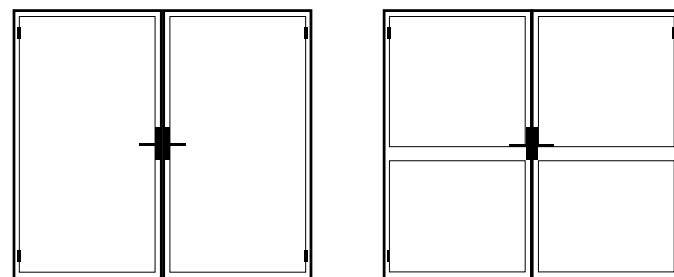
Single hinged door with two sidelites



Single hinged door with midrail and two sidelites

Single hinged door and two sidelites with transoms

Single hinged door with midrail, two sidelites with transoms



Double hinged doors

Double hinged doors with midrails

Our most popular configurations are shown. For additional configurations, please visit our website's Builders Section or contact your Jason Windows representative.







# SENTRY HINGED DOORS

## RANGE

Making the right impression is as important as making a great entrance. It sets the tone for everything else. The Jason Sentry Door range has that solid, reassuring feel, with a watertight fit. Available in the following configurations and options:

- Single door
- Double door
- Hi-lites
- Sidelites
- Midrails
- Full colour range or timber look finish

Jason Windows is the number one choice for West Australian builders. We have included some of our popular configurations but love working on new projects and can work with you to create a custom design. Contact your Jason Windows representative for more information.



# SENTRY HINGED DOORS

## Security

All Jason Sentry Hinged Doors come with a selection of locking systems and will not break when forced.

## Plaster Stops

The Jason Plaster Stop between the door frame and the wall plaster minimises cracking and reduces the cost of maintenance during construction and after hand over.

## Air Conditioning Rating

The Jason premium seals reduce air leakage and produce an excellent air conditioning rating ensuring maximum efficiency from heating and cooling the home.

## Bush Fire Rated

All Jason Sentry Hinged Doors meet the BAL29 bush fire rating, including the timber look range of colours.

## Couplers

A full suite of extruded couplers provides a neat and appealing window to door alignment. Choose from:

- 180 degree straight coupler,
- 135 degree bay coupler, or
- 90 degree corner coupler
- Door to window highlite coupler

All accept up to 60mm (outside diameter) steel column.

## Midrails

Choose from multiple horizontal or vertical midrail options in either single or double door configurations.

## Timber Look Finish

Although a timber entry door looks great, it requires the maintenance and upkeep that comes with natural wood and the West Australian climate. The Jason Timber Look finish gives a natural look of timber with the durability and strength of aluminium, plus minimal maintenance and up keep:

- No re-painting or varnishing
- No warping
- Won't splinter or break when forced

The Timber Look finish is only available in the Sentry Hinge Door range.

## Glazing Options

Toughened Safety glass is supplied as standard. Other upgrade options include:

- Laminated
- Toned
- Low-E
- Translucent

Your Jason Windows representative can offer guidance when choosing the best glass types suited to the design and orientation of your clients home.

## Screens

### SECURITY SCREENS

Security screen doors specifically designed for Jason frames are available in either:

- 316 marine grade stainless steel mesh, or
- perforated marine grade aluminium

## Hardware

Your clients have a choice from a selection of stylish handle options which can be keyed alike to all other Jason doors including security doors.

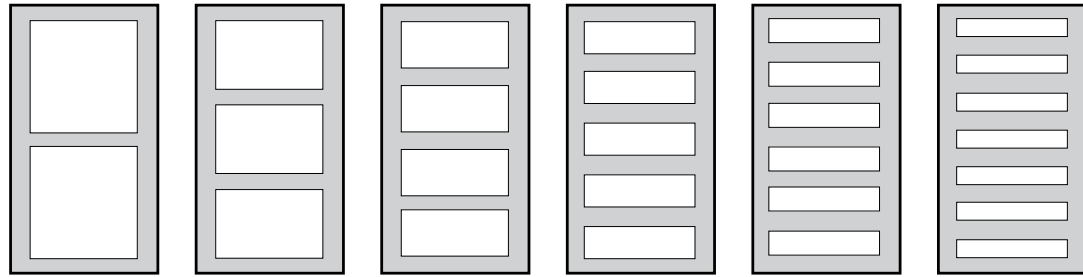


## Sentry Hinged Door Specifications for Residential Homes

SPECIFICATIONS	SENTRY
Frame Sizes (mm)	76 x 30
Door Height (mm)	Min: 2040
	Max: 2445
Single Door Width (mm)	Min: 820
	Max: 1270
Double Door Width (mm)	Min: 1640
	Max: 2410
Maximum Panel Width (mm)	1200
Maximum Panel Weight	50kg
Maximum Water Rating	150pa
Maximum Wind Rating (Single)	800kpa
Maximum Glass Thickness - Single Glazing (mm)	7
Maximum Glass Thickness - Double Glazing (mm)	18
Maximum Bush Fire Rating	BAL29
Lowest U-Value Single Glazed	4.5
Lowest SHGC - Single Glazed	0.28

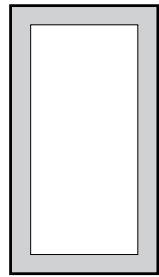


**EHS SERIES**



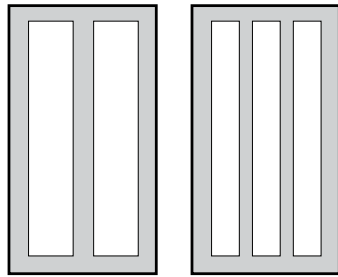
Two lite    Three lite    Four lite    Five lite    Six lite    Seven lite

**EG SERIES**



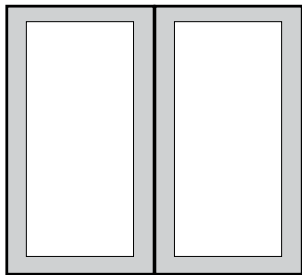
Single lite

**EVS SERIES**




Two lite (vertical)    Three lite (vertical)

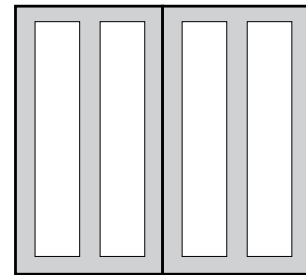
**DOUBLE CONFIGURATIONS**



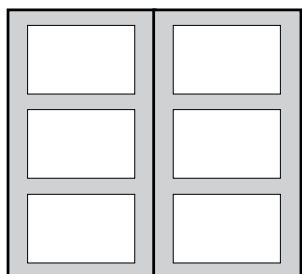
Double single lite



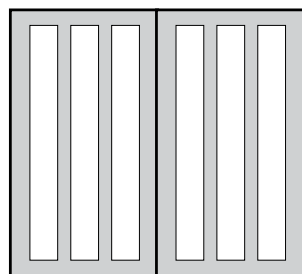
Double two lite



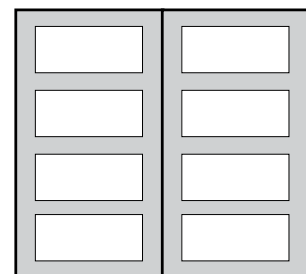
Double two lite (vertical)



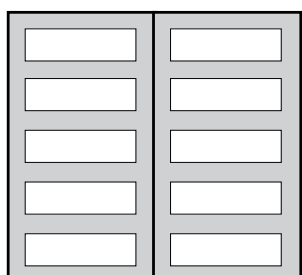
Double three lite



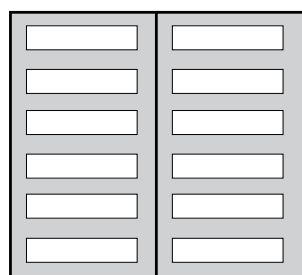
Double three lite (vertical)



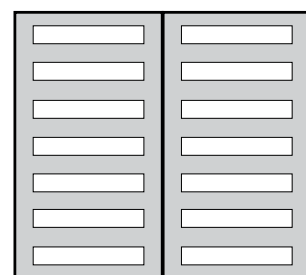
Double four lite



Double five lite



Double six lite



Double seven lite







# BI-FOLD DOORS

## RANGE

Jason Bi-Fold Doors offer versatility and ease of operation. They provide your design with a feeling of space and require minimal opening area. The advantage of these doors is their flexibility to be used to open up confined areas and improve the functionality of the home's living environment. Letting in an abundance of natural light and ventilation, they offer easy access to the garden, alfresco, patio or covered relaxation areas.

Jason Windows is the number one choice for West Australian builders. We have included some of our popular configurations but love working on new projects and can work with you to create a custom design. Contact your Jason Windows representative for more information.





# BI-FOLD DOORS

## Security

Jason Bi-Fold Doors feature mortice deadlocks with stylish satin chrome handles that are internally and externally keyed. Concealed flush bolts unobtrusively secure the door leaves at the top and bottom of the frame.

## Glazing Options

Glazed externally incorporating high tack pressure tape adhering the glass to the frame on contact providing the best in water proofing performance without compromising security.

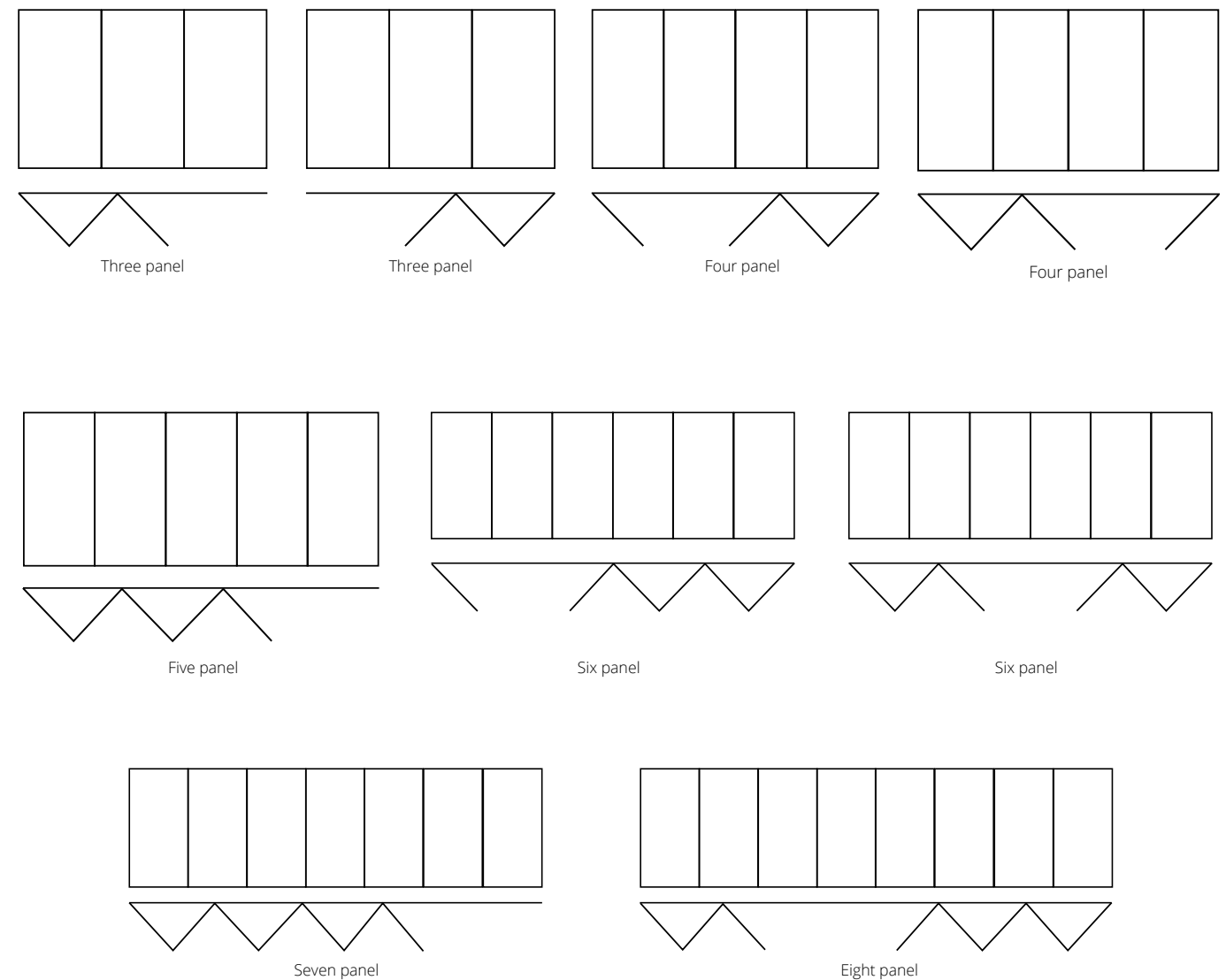
Toughened Safety glass is supplied as standard. Other upgrade options include:

- Laminated
- Toned
- Low-E
- Double glazing (Artisan Range)

Your Jason Windows representative can offer guidance when choosing the best glass types suited to the design and orientation of your clients home.

### Bi-Fold Door Specifications for Residential Homes

SPECIFICATIONS	BENCHMARK	ARTISAN
Frame Sizes (mm)	100 x 44	100 x 44
Door Height (mm)	Min: 2057	Min: 2057
	Max: 2400	Max: 3000
Door Width (mm)	Min: 1800	Min: 1600
	Max: 6090	Max: 6400
Maximum Panel Width (mm)	800	1000
Maximum Panel Weight	50kg	100kg
Maximum Water Rating	150pa	450pa
Maximum Wind Rating	800kpa	2500pa
Maximum Glass Thickness – Single Glazing (mm)	10	15
Maximum Glass Thickness – Double Glazing (mm)	N/A	24
Maximum Bush Fire Rating	BAL29	BAL29
Lowest U-Value Single Glazed	4.6	4.6
Lowest U-Value Double Glazed	N/A	4.1
Lowest SHGC – Single Glazed	0.28	0.32
Lowest SHGC – Double Glazed	N/A	0.31



Note: All Benchmark Bi-Fold Doors open out

Our most popular configurations are shown. For additional configurations, please visit the Builders Section of our website or contact your Jason Windows representative.





# PIVOT DOORS

## RANGE

Jason Pivot Doors are an excellent option for wider, single door openings. The larger size frame allows for a bigger piece of glass to be installed, letting more light into your designs and enhancing visibility.

There are a variety of options when it comes to Jason Pivot Doors. Since the overhead door closer is concealed, you have the option of the door opening in or opening out. There are also many threshold details available and multiple safety glass choices.

The range includes:

- Single Lite Panel
- Single Lite Panel with Sidelite
- Single Lite Panel with Hi-lite

Jason Windows is the number one choice for West Australian builders. We have included some of our popular configurations but love working on new projects and can work with you to create a custom design. Contact your Jason Windows representative for more information.





# PIVOT DOORS



## Security

Jason Pivot Doors offer a Gainsborough Omni Enchant lock that has been tested to security industry standards with exceptional performance.



## Glazing Options

Toughened Safety glass is supplied as standard. Other upgrade options are available up to 10.5mm thickness, including:

- Laminated
- Toned
- Low-E

Your Jason Windows representative can offer guidance when choosing the best glass types suited to the design and orientation of your clients' home.



## Hardware

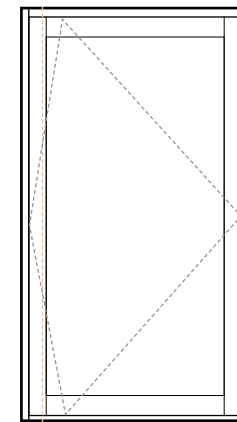
The Jason range of Pivot Doors allows for 600mm pull handles with a slim-lined, unique design, matched with an Omni Trilock Enchant Lever on the inside of the door.



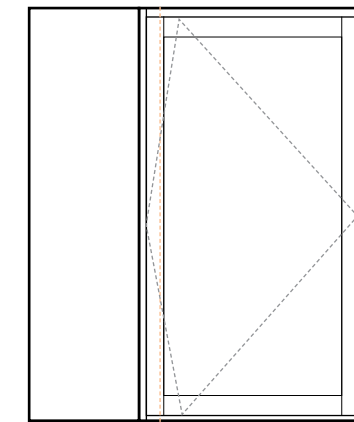
Gainsborough Omni Enchant  
600mm

## Pivot Door Specifications for Residential Homes

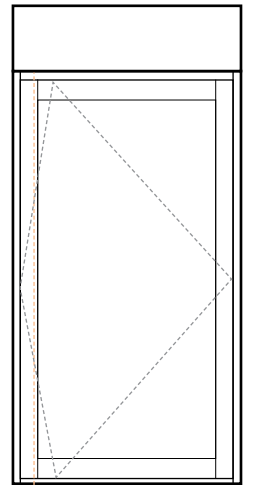
SPECIFICATIONS	COMMERCIAL
Frame Sizes (mm)	100 x 44
Door Height (mm)	Min: 2057
	Max: 2500
Door Width (mm)	Min: 900
	Max: 1500
Maximum Panel Width (mm)	1400
Maximum Panel Weight	50kg
Maximum Wind Rating	800pa
Maximum Glass Thickness – Single Glazing (mm)	10.5



Single lite panel



Single lite panel with sidelite



Single lite panel with hi-lite