

SLIDING DOORS



Sliding Doors Range

Jason Windows products have been widely used in WA homes for over 50 years and the company continues to be the market leader in product design, strength, security and customer service. We understand that a new home or home renovation is a major investment and we are committed to providing the highest quality solutions for West Australians at an affordable price.



QUALITY

Jason Windows has built its reputation on perfecting and crafting quality windows, doors and security screens specifically designed for the Western Australian market. Our attention to detail, in-house testing facility and internal processes ensure we produce quality products and services that continue to perform and stand the test of time.



SERVICE

Quality service goes hand in hand with a quality product and we are committed to providing helpful, informative and attentive customer service. From the time of your new home hand-over or completed renovation, Jason Windows will handle all warranty maintenance enquires directly with you and continue to manage all maintenance and servicing needs outside of the warranty, for the life of your home.

THE RANGE

The Jason range of Sliding Doors for residential homes are available in two different framing systems:

FRAMING SYSTEM	DESCRIPTION	APPLICATION
Residential	Popular framing system available across the Jason product range available in two, three or four panel configurations	Suits all regular sliding door applications
Commercial	Custom frames to suit architectural homes. Larger panel sizes up to 3000mm in height and 2500mm in width.	Architecturally designed homes and geographical locations requiring custom needs ie larger glass panels desired to capture a view



Unique Design

Stylish yet secure. The locking system of Jason Sliding Doors provide increased locking strength and security, exceed security industry standards and have exceptional performance.

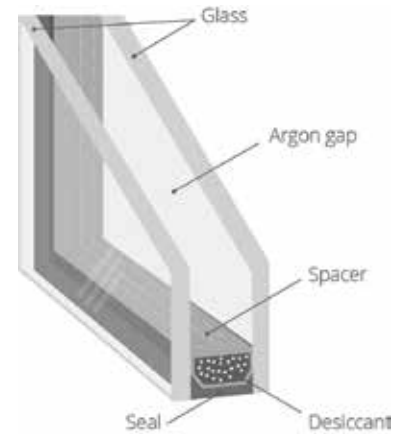


Energy Efficiency

Energy conscious design. The Jason premium seals reduce air leakage and produce an excellent air conditioning rating ensuring maximum efficiency when heating or cooling your home. To improve energy efficiency further, consider Low-E energy efficient glass to reduce the transfer of heat or cold through the glass. Your home will stay warmer in the winter and cooler in the summer. Low-E glass is like insulation panels for you home.

Double glazing. Traditional glazing consists of a single sheet of glass . Double glazing consists of two panels of glass in a sealed unit separated by a layer of air or argon gas. The Jason Double Glazing Range uses argon gas to create a more effective insulation break. This greatly reduces both heat flow and thermal conductivity through the door. The thermal benefits of double glazing make it ideal for rooms where greater control of heat gain or loss is required.

Glass advice. Selecting the right glass type for your new home or renovation project can have a big impact on your comfort and energy costs. Jason Windows can offer you free expert glass advice to suit your home. This service is available from our Welshpool and Bunbury showrooms. Check our website for opening times.



Bushfires


All Jason Sliding Doors meet up to and including BAL29 bush fire rating.



Couplers

Style it your way. Combine and neatly align your doors in a window-to-door configuration to create your unique look. Choose from:

- 180 degree straight coupler,
- 135 degree bay coupler, or
- 90 degree corner coupler
- Door to window hi-lite coupler



Sliding Door to Fixed Window Coupler



Colours

Jason Sliding Doors are available in seven popular colours from our standard colour range. Custom colours are also available however extended lead times and additional charges apply.

Please refer to our Colour Guide which you can find in the Brochures section on our website or from your builder. Better still come and visit us at one of our showrooms to select your perfect colour.

Please note that it is always recommended to choose your colour from an actual sample as variations can occur between digital monitors and printers.



SINGLE SLIDING DOOR WITH FIXED WINDOW. RESIDENTIAL FRAMES IN STORM FRONT



Handles

HANDLES TO SUIT RESIDENTIAL FRAMING SYSTEM

Our standard range of lever lock handles are available in black and silver, providing easy ergonomic operation when opening or closing your sliding door. Or choose from our non-standard range of mortice locks for something a little more you.

STANDARD



SILVER LEVER LOCK HANDLE
Can be keyed alike



BLACK LEVER LOCK HANDLE
Can be keyed alike

NON-STANDARD



WHITCO MORTICE LOCK
Available in Jason Standard Range of Colours (Silver Shown)
Can be keyed alike



WHITCO MORTICE LOCK
Available in Jason Standard Range of Colours (Black Shown)
Can be keyed alike



DORIC D950
Available in Black
Cannot be keyed alike

Silver Lever Lock handle is supplied as default. If black is your desired colour or you wish to upgrade your handle, please ensure you specify at pre-start or time of order.

HANDLES TO SUIT COMMERCIAL FRAMING SYSTEM

STANDARD



LOCKWOOD ARIA
Silver
Can be keyed alike



LOCKWOOD ARIA
Black
Can be keyed alike

NON-STANDARD



DORIC DS3230
Available in Polished Stainless Steel finish
Cannot be keyed alike



AUSLOCK YARRA VIEW EDGE
Available in Satin Chrome
Cannot be keyed alike



LOCKWOOD ONYX
Available in Satin Chrome
Cannot be keyed alike



DORIC FACEMOUNT D950
Available in Black
Cannot be keyed alike

Silver Lockwood Aria is supplied as default on all commercial framing systems. If black is your desired colour or you wish to upgrade your handle, please ensure you specify at pre-start or time of order.



Glazing Options

Toughened safety glass is supplied as standard. Other upgrade options include:


UPGRADED GLASS OPTIONS	APPLICATION
Laminated (Safety Glass)	<ul style="list-style-type: none"> • Areas requiring special performance such as sound reduction, energy efficiency and additional security • Areas most prone to injury from human impact such as bathrooms, splashbacks, doors and full-length windows
Toned (Tinted Glass)	<ul style="list-style-type: none"> • Useful for reducing the sun's impact on unshaded doors
Low-E	<ul style="list-style-type: none"> • Areas where greater solar and thermal control is required. Helpful in reducing new homes Energy Efficiency Rating and a cost-effective alternative to double glazing.
Double Glazing	<ul style="list-style-type: none"> • Areas where more control of heat gain and loss through the glass is required

Australian Standards & Building Regulations will determine some glass choices within your home. All new homes or new renovations need to comply with these regulations.


For example, as a general guide, you must use Grade A Safety Glass in:

- All glass doors
- Bathrooms (for all areas up to 2m high)
- Door side panels (if less than 300mm away from the door and positioned 1200mm or less above the floor)
- Areas that can be mistaken for openings such as full height glass
- Low level glass if larger than 1.2m. Areas under 1.2m require a minimum glass thickness of 5mm.

GLASS APPEARANCE



Best suited for clarity and low distortion. Use in areas you want to flood with natural light or enjoy a clear view. For north facing elevations, use to heat up north facing rooms in the winter.



Neutral glass is lightly toned and only available in Low E. The light tone is often preferred for a softer natural light effect.



Commonly selected to achieve a darker elevation and to reduce the amount of light coming into the home. Offers good reduction levels of UV light. Pairing a toned glass with the insulation properties of Low E glass will provide greater energy efficiency than Low E alone.



Offering a small reduction in light and UV light, the green toned glass can provide a softer natural light effect. Pairing a toned glass with the insulation properties of Low E glass will provide greater energy efficiency than Low E alone.

One of our product specialists can offer guidance in choosing the best glass types for your home.



Screens


Flyscreens are perfect for keeping insects such as flies, wasps, sandflies, mosquitoes, midges and spiders out while still allowing the cool breeze throughout your home. Flyscreens are not designed to keep pets and children contained and can be damaged by children and pets.

Security screens are designed and installed to withstand an attack by an intruder whilst still functioning as an insect screen and allowing air flow into the home. Security screens are more robust than flyscreens and will help to keep children and pets on the safe side.


FLYSCREENS

All Jason Sliding Doors are designed to accept a standard sliding flyscreen door preventing the intrusion of unwanted insects. The screens are fitted with Fibreglass Mesh as standard with the following upgrade options available:

UPGRADED INSECT MESH OPTIONS	APPLICATION
Aluminium Mesh	<ul style="list-style-type: none"> • More durable than fibreglass mesh • Suitable for bush fire rated zones, complies with AS3959 up to BAL29
Steel Mesh	<ul style="list-style-type: none"> • Stronger than aluminium mesh • Good corrosion resistance • Suitable for bush fire rated zones, complies with AS3959 up to BAL29
Migi Mesh	<ul style="list-style-type: none"> • Superfine to keep out tiny insects • Recommended for homes near waterways




FIBREGLASS MESH



ALUMINIUM MESH



STEEL MESH



MIGI MESH

SECURITY SCREENS


Not all door frames are designed and manufactured in the same way. Jason's range of security doors have been designed to fit Jason frames seamlessly. There is no need for unsightly modifications other security screens often create when attempting to fit non-Jason screens to Jason frames.

Jason security doors offer great benefits:

- **Triple lock, one flick system.** With one flick, three locking points are activated on the door providing extra protection from the door being wrenched at the top or bottom by an intruder.
- **BAL Fire Rated.** The Jason range of 316 stainless steel and perforated aluminium both meet bush fire ratings up to and including BAL29.
- **Stylish and sleek.** Designed to ensure the style of your home won't be compromised. Our fixings are concealed and not visible on the outer screen, offering a sleek look to blend in with the style of your home.

Choose from:

- 316 Marine Grade Stainless Steel Woven Mesh. Ultimate security offering the highest level of corrosion resistance available.
- Perforated Marine Grade Aluminium. Cost-effective security option.



316 MARINE GRADE STAINLESS STEEL MESH

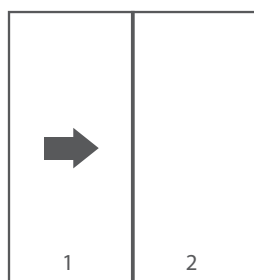


PERFORATED MARINE GRADE ALUMINIUM

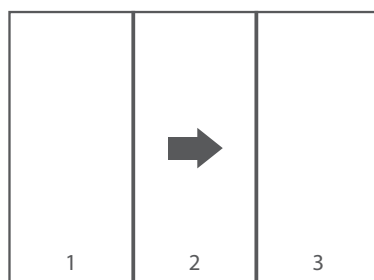
Sliding Door Specifications & Configurations

SPECIFICATIONS	RESIDENTIAL	COMMERCIAL
Frame Sizes - Head & Sill (mm)	76 x 46	from 100 - 250
Jamb (mm)	50	44
Door Height (mm)	Min: 2057	Min: 2057
	Max: 2400	Max: 3000
Door Width (mm)	Min: 1410	Min: 1930
	Max: 4810	Max: 9610
Maximum Panel Width (mm)	1200	2500
Maximum Panel Weight	80kg	250kg
Flydoor & Security Door Maximum Panel Width (mm)	1200	1500
Maximum Water Rating	300pa	700pa
Maximum Wind Rating	800kpa	2500pa*
Maximum Glass Thickness – Single Glazing (mm)	10	15
Maximum Glass Thickness – Double Glazing (mm)	24	26
Maximum Bush Fire Rating	BAL29	BAL40
Lowest U-Value Single Glazed	4.3	4.4
Lowest U-Value Double Glazed	3.3	3.1
Lowest SHGC – Single Glazed	0.32	0.53
Lowest SHGC – Double Glazed	0.29	0.47

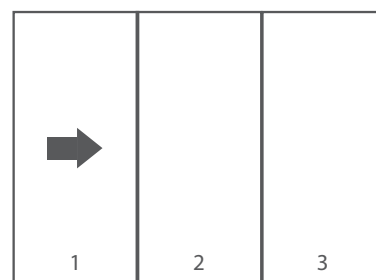
Note * Certain sizes/configurations can go over 2500pa with limitations. Speak with a Jason Windows representative before specifying.



Single slider



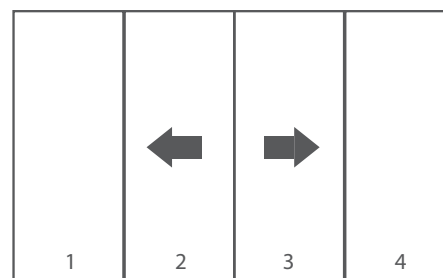
Single slider with two fixed panels



Single slider with two fixed panels



Single slider with two fixed panels



Double slider with two fixed panels

Our most popular configurations are shown. For additional configurations, contact a Jason Windows product specialist.



RESIDENTIAL SLIDING DOOR IN STORMFRONT. PICTURED WITHOUT A FLYDOOR



DOUBLE SLIDING DOOR WITH TWO FIXED PANELS. RESIDENTIAL FRAMES IN CHARCOAL LUSTRE. PICTURED WITHOUT A FLYDOOR

Product on Display

Jason Windows product featured in this brochure can be seen on display:

WELSHPOOL: 31 Sheffield Road (cnr Dampier Road)	
Residential Sliding Door in two and four panel configurations	Sliding Security Door
Double Glazing	Glass Selection
Handle Selection	Colour Selection

BUNBURY: 21 Worcestor Bend	
Residential Sliding Door in two and four panel configurations	Sliding Security Door
Double Glazing	Glass Selection
Handle Selection	Colour Selection

SUBIACO: Home Base 55 Salvado Road (Display Only)	
Residential Sliding Door in two panel configuration	
Glass Selection	Colour Selection

Please refer to our website for all opening hours.



Visit our website gallery for inspiration: jasonwindows.com.au/gallery
Get the latest on special offers & more: jasonwindows.com.au/updates

PERTH SHOWROOM: 31 Sheffield Road (cnr Dampier Rd), WELSHPOOL | Tel (08) 9351 3400

BUNBURY SHOWROOM: 21 Worcestor Bend, DAVENPORT | Tel (08) 9726 2213

HOME BASE (Display Only): 55 Salvado Rd (cnr Harborne St), SUBIACO

jasonwindows.com.au



Jason Windows will manage all maintenance and servicing needs outside of the warranty, for the life of your home.